



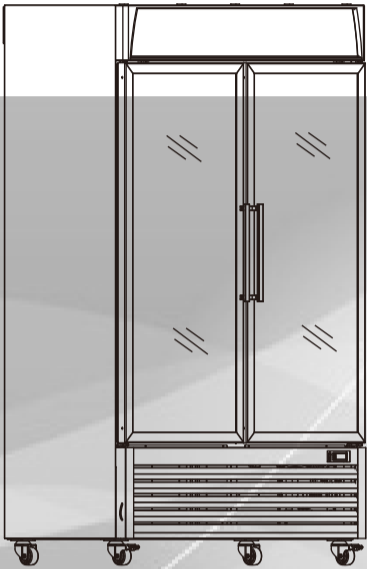
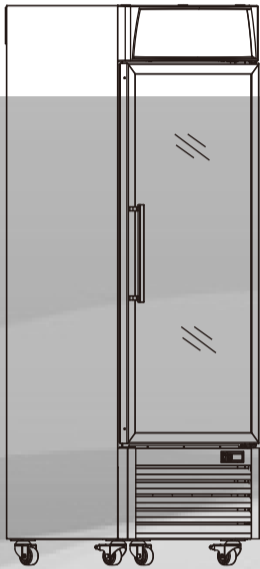
Cold Display Solutions
HIRE. SALES. LEASING.

OPERATING AND INSTRUCTION MANUAL

Upright Glass Door Freezer

CDSF 400

This user manual was originally written in English.
Please read the instructions carefully before using.



Before installing your freezer, read these instructions carefully.

SAFETY PRECAUTIONS

- The purpose of the safety precautions in this manual is to ensure safe and correct use of the unit to minimize risks that could cause serious damage and injury to you or other persons. The safety precautions are divided into WARNINGS and CAUTIONS. Cases where improper handling of the unit could lead to death or serious injury are listed under the "⚠ WARNING" heading. However, the cases listed under the "⚠ CAUTION" heading could also lead to serious results. To ensure the safety, adhere strictly to both types of safety precautions.

- ⚠ WARNING** Improper handling of the unit could lead to death or serious injury.
- ⚠ CAUTION** Improper handling of the unit could lead to serious results depending on the circumstances.
- Text set off by the exclamation mark contains information that should be strictly adhered to.
- After reading the instruction manual, store it in an easily accessible place where the user(s) of this product can easily find it.
- This appliance is not intended for use by persons (including children) with reduced physical, sensory or mental capabilities, or lack of experience and knowledge, unless they have been given supervision or instruction concerning use of the appliance by a person responsible for their safety.
- Children should be supervised to ensure that they do not play with the appliance.
- If the supply cord is damaged, it must be replaced by the manufacturer, its service agent or similarly qualified persons in order to avoid a hazard.
- Do not store explosive substances such as aerosol cans with a flammable propellant in this appliance.

PRECAUTIONS FOR INSTALLATION

⚠ WARNING	
! Installation should be performed only by the dealer or a qualified expert. Attempting to install the unit yourself could result in water leakage, refrigerant leakage, electrical shock, or fire.	
⚠ DANGER DON'T ATTEMPT Installation should be performed only by the dealer or a qualified expert. Attempting to install the unit yourself could result in water leakage, refrigerant leakage, electrical shock, or fire.	⚠ ELECTRICAL SHOCK HAZARDS Never splash water directly onto the product or wash with water as short circuit and electrical leakage could result.
⚠ DANGER OF EXPLOSION Never put flammable or volatile substances into the unit as explosion and fire could result.	⚠ PROHIBITED Do not damage, modify, excessively bend, strain, twist or bundle up the power cord. Also, placing heavy objects on the power cord or squeezing it in a tight place could damage it, possibly resulting in electrical shock or fire.
⚠ PROHIBITED Use a dedicated wall outlet. Do not use extension cords or convenience receptacles as this could result in electrical shock, overheating and a fire	⚠ FLAMMABLE Never use flammable spray cans or leave flammable substances near the unit. Sparks from electrical switches could result in explosion and fire

SAFETY PRECAUTIONS

⚠ WARNING	
! The freezer is intended for storage and display of ice-cream for sale. Do not use for other purpose than the intended as this could adversely affect items placed in the unit.	⚠ ROTATING DEVICE Never attempt to insert fingers, sticks, etc. fan is rotating at high speed inside the outlet. Injury, electrical shock and improper operation could result.
⚠ PROHIBITED For indoor use only. Using the unit in a location exposed to rain could result in electrical leakage and electrical shock.	⚠ PROHIBITED Never place heavy objects or items containing water on top of the unit. Objects could fall down and cause injury and spilled water could deteriorate the insulation of electrical components and result in electrical leakage.
! Install the unit in a location where the floor is sturdy enough to support the load of the unit. If the floor is not sturdy enough or installation is incorrectly performed, the unit could tip over and falling shelves and products could cause personal injury.	⚠ CAUTION AGAINST EXPLOSION If you find gas leakage, please don't touch the freezer and close gas and open the door for ventilation. Gas leakage cause explosion, fire and fire injury.
! Store the unit in a location where it is not exposed to rain. Using a unit that has been exposed to rain could result in electrical leakage and electrical shock.	! Away from hot air sources. Freezing performance is reduced if the unit is placed near heat sources such as hot plates and stoves and if it is exposed to direct sunlight.
! Leave disassembly and disposal of the unit to qualified experts.	! Should the unit need temporary storage, make sure not to store the unit in a location where children play and take precautions so that the door cannot be completely closed. This will minimize the risk that a child becomes trapped inside the compartment.

⚠ WARNING

WELL VENTILATED PLACE

Please leave more than 10cm space between freezer and wall. If there are no space, freezing capacity can drop down.

⚠ DANGER OF ELECTRICAL SHOCK

If installation in a damp location is unavoidable, also install an electrical leakage circuit breaker. If no electrical leakage circuit breaker is installed, electrical shock could result.

PROHIBITED

Never hang from the door or climb onto the unit. The unit could tip over or fall and cause material damage or injury.

⚠ DISCONNECT POWER CORD PLUG FROM WALL OUTLET

Disconnect the power cord plug from the wall outlet before moving the unit and make sure that the power cord is not damaged during transport. A damaged power cord could result in electrical shock and/or fire

⚠ DON'T PINCH FINGERS

Grasp the handle when closing the door. Holding at other positions could result in pinched fingers and injury.

⚠ DON'T TOUCH

Do not push hand against or apply excessive force to glass surfaces as the glass could break and cause injury.

When disconnecting the power cord plug from the wall outlet, hold at the plug main body close to the outlet. Pulling the cord could cause wire breakage, possibly resulting in overheating and fire.

Make sure that the unit does not tip over or fall when it is moved. A falling unit could cause serious injury.

PROHIBITED

Do not throw items onto the shelves and do not place items totaling more than 30kg on each shelf. The shelf could fall down, possibly cause injury.
the maximum loading of each type of shelf: 30Kg

Be sure attach and secure shelves correctly. An improperly attached shelf could fall down and cause injury.

PLACING ITEMS IN THE FREEZER

- Do not let items obstruct the cold air inlet and suction outlet.
- Place items so that they do not protrude from the shelves. The gap between the shelves and the door is used for circulation of cold air.
- Place items evenly on all shelves.
- Please do not display goods on the bottom. Please put goods on the shelf.

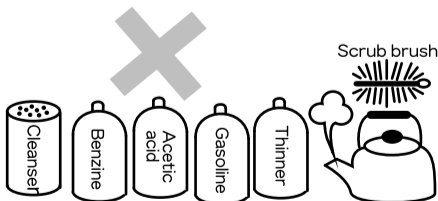
CLEANING

⚠ WARNING

EXTERIOR AND FREEZER COMPARTMENT


⚠ WARNING

-



CHECKS

- Is the power cord plug firmly inserted into a dedicated wall outlet? Confirm that the plug is not abnormally hot.
- Check the power cord for cracks and damage. Should the slightest irregularity be observed, contact the dealer from whom you purchased this unit or our customer's service.

 This marking indicates that this product should not be disposed with other household wastes throughout the EU. To prevent possible harm to the environment or human health from uncontrolled waste disposal, recycle it responsibly to promote the sustainable reuse of material resources. To return your used device, please use the return and collection systems or contact the retailer where the product was purchased. They can take this product for environmental safe recycling.

HOW TO USE

BEFORE USE

-

WAIT 5 MINUTES OR MORE BEFORE RE-STARTING

TEMPERATURE ADJUSTMENT

- ## CONCLUSION

DRAIN TRAY

- ## EFFICIENT USE

EFFICIENT USE

- ## SHELF HEIGHT ADJUSTMENT

SHELF HEIGHT ADJUSTMENT

- DISPOSAL OF WASTE FOAM

DISPOSAL OF WASTE FOAM

In case the unit shows operating problems, check the following prior to calling the authorized service company:		
SYMPTOMS	POSSIBLE CAUSE	SOLUTION
The unit is not operating	Faulty electrical contact	Verify electrical connections
	Poor electrical power	Check the power connection and electrical outlet
	The controller wrong setting	Change the controller setting
Not reaching desired temperature	Unit is exposed to direct sun light	Relocate the unit to a shaded area
	Controller is not properly adjusted	Adjust the controller setting
	Clog condenser	Review Maintenance instructions listed in the manual
	Blocked grills	Clean the grills of any debris collected
	Door not properly closed	Check the leveling of the unit and door seal
	Products poorly distributed or excess product load	Redistribute the product load according Start instructions
	For Models with electronic temperature controller, indicates E0 or E1	Unplug the unit from the outlet. If the error continues, contact an authorized service technician
Abnormal noises	The unit is not properly level	Level the unit following the Installation instructions
	Friction with other objects	Move the unit and avoid contact with other objects
Water on the floor	Drain hose is outside of the drain pan	Locate the hose in the drain pan

WARRANTY & SERVICE

1. Loss of products.
2. Damages caused by transportation.
3. Damages caused by modifications made by unauthorized individuals.
4. Fluorescent lights, glass parts or plastic component parts.
5. Worn out plugs or defective electrical components.
6. Maintenance of the unit

-WARNING: Keep ventilation openings, in the appliance enclosure or in the built-in structure, clear of obstruction.

-WARNING: Do not use electrical appliances inside the food storage compartments of the appliance, unless they are of the type recommended by the manufacturer.

-WARNING: Children shall not play with the appliance.

6